

ROTTEFELLA®

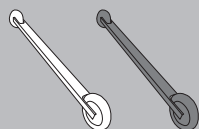
Rottefella Rollerski bindings



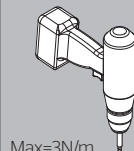
For Roller ski: Use Rottefella Rollerski binding with the included screws. Only suitable for roller ski purpose. Tighten screws regularly for safety. For longer lasting bindings, keep them free of dirt and mud. A damaged or cracked roller ski binding should never be used.



Rottefella Rollerski Skate/
Rottefella Rollerski Classic

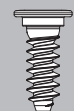


**Fiberglass, wood,
carbon.**



Max=3N/m

Ø 3,6 x 155

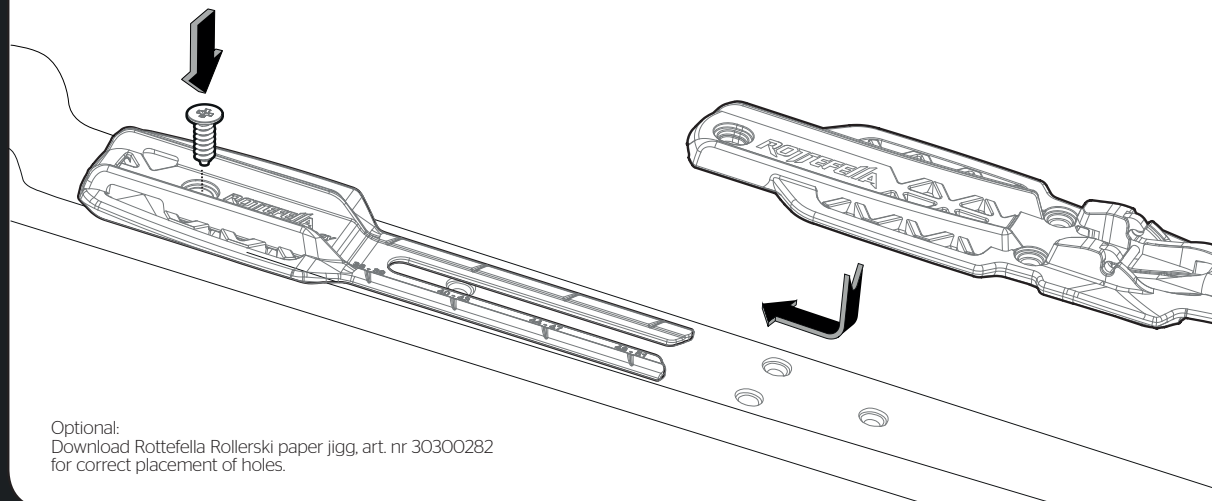


**Aluminium
and steel.**

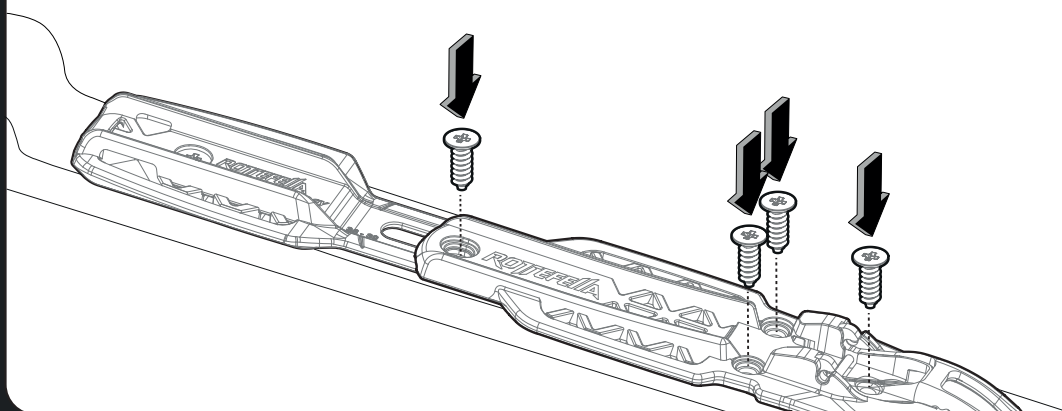
Ø 4,1 x 95

6,3 x 19

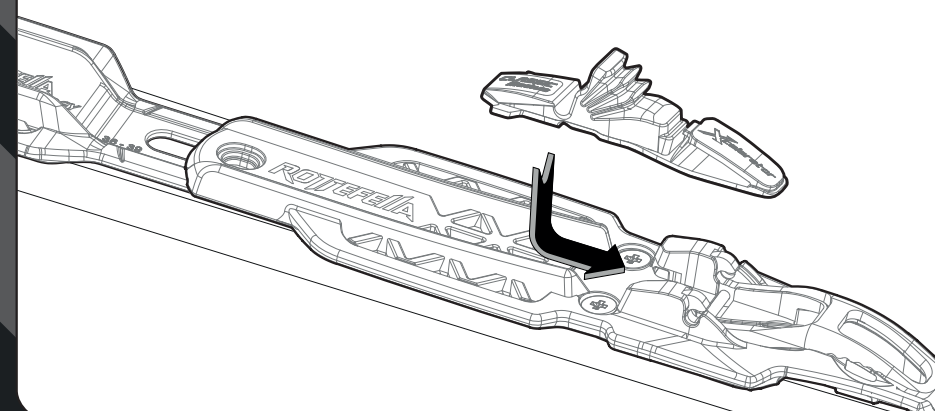
- 1 Drill holes in the roller ski by using the Rottefella Rollerski Jigg. Use the screws included to secure the heel plate before sliding the house into place matching shoe size.



- 2 Secure binding with the included screws. Tighten carefully.



- 3 Slide the flex unit until it clicks in place.



Powered by you. Technology by us.

Version: 001 Art. nr: 30400271